

Project: \_\_\_\_\_

Performed By: \_\_\_\_\_

Date: \_\_\_\_\_

Questions about the measurements? Call 651-470-9991

### Stair Lift Measurement Form

**Instructions:** Please include at least two digital photos. One photo from the bottom of the stairs looking up and one from the top of the stairs looking down. Use a tape measure to make the measurements shown below. Make sure that tape measure does not sag during measurements. Measurement form can be scanned and emailed to: [chrisf@beyondbarriers.com](mailto:chrisf@beyondbarriers.com)




Total length of stair case from floor to the nose of top step



Width of stairs from wall to wall at narrowest point of staircase




Length of top landing from nose of top step to nearest wall/door




Length of bottom landing from bottom riser to nearest wall/door



Riser height of one step



Tread length of one step



Distance from nose of one step to the nose of the next step

User Ht: \_\_\_\_\_' \_\_\_\_\_" User Wt: \_\_\_\_\_ lbs.

Number of stair treads: \_\_\_\_\_

Is there an electrical outlet within 6 feet of top or bottom of the stairs? Yes  No

Where is handrail located? (As viewed from bottom of stairs looking up): Left  Right

Is there a door at the top or bottom of stairs? Yes  No

Which side of staircase will stair lift be mounted looking from bottom of the staircase? Left  Right